



2013 ANNUAL REPORT



ALABAMA STATE FIRE MARSHAL



Table of Contents

<u>Item</u>	<u>Page Number</u>
Introduction	3
Who We Are	4 - 5
Alabama Fire Incident Reporting System (AFIRS)	6
K-9 Accelerant Detection Handler	7
Home Fire Prevention Tips	8
Home Heating Safety Tips	9
Fireworks Safety Tips	10
Fireworks Statistics	11
Sprinkler Statistics	12
Fire Pump Statistics	13
Fire Alarm Statistics	14
Contractor & Blaster Statistics	15
Cigarette Ignition Propensity Statistics	16
Inspections Total Graph	17
Inspections by County	18
Firework Inspections by County	19
Investigations: Classifications of Property Involved	20 - 21
Classifications of Investigations	22
Investigations by County	23
Investigation Requestors	24

Table of Contents (Cont.)

<u>Item</u>	<u>Page Number</u>
2013 Arrests / Charges	25 - 26
Fire Fatality Record	27
Fire Fatalities by Race & Gender	28
Fire Fatalities by Age	29
Fire Fatality Causes	30
Fire Fatality by County	31
Fire Fatalities by Month	32

Introduction

The 2013 Annual Report of the Alabama State Fire Marshal's Office is submitted by State Fire Marshal Edward Paulk in compliance with Section 36-19-26, Code of Alabama, 1975.

The State Fire Marshal's Office ended 2013 with a staff of 21 Deputy State Fire Marshals, two Insurance Fraud Investigators, and one Assistant State Fire Marshal. The State Fire Marshal's Office conducts investigations to determine the origin and cause of fires and explosions, criminal investigations of those cases determined to be arson, inspections of structures for compliance with the building and fire codes adopted by the state and regulatory functions in the licensure of the fire sprinkler industry, the fireworks industry, the blasting industry, and the tobacco industry. The Insurance Fraud Unit investigates the crime of Insurance Fraud.

In 2013 we conducted 590 structure fire and or explosion investigations. These investigations resulted in 131 arrests for crimes ranging from arson and capital murder to drug related offenses and fire code violations.

Fire fatalities in 2013 totaled 81, three higher than 2012. We are increasing our efforts in the area of inspections and public education to combat this problem. We must educate the public to bring about a change in our habits and have a positive impact on fire fatalities. We have requested the Alabama Fire Chief's join with us on a Statewide Educational Campaign directed toward reducing fire fatalities and making our citizens realize that making good decisions in times of emergency will save lives. Our campaign is in the planning stage and should kick off in late 2014.

Inspections conducted during 2013 totaled one thousand six hundred thirty-three inspections (1,633). Inspections found conditions in six of these cases to be severe, especially liable to fire and endangered lives and property and required the issuance of Fire Marshal Orders to close the facilities until the conditions could be brought into code compliance. These cases involved Drug and Alcohol Rehab Centers that opened in structures designed as single family dwellings and not institutional occupancies. Our inspection efforts continue to focus on education and assembly occupancies in an effort to impact facilities where numbers of people gather.

2014 will be another year to challenge us to do more with the resources that we currently have in the area of inspections and investigations.



Who We Are . . .

The Alabama State Fire Marshal's Office (SFMO) is a division of the Alabama Department of Insurance. The department is under the leadership of Insurance Commissioner Jim Ridling. Commissioner Ridling provides the resources for the SFMO to accomplish the goals and perform the duties and responsibilities of the office. A portion of the funding for the SFMO is provided through monies generated by permits issued by the office.

The Alabama State Fire Marshal's Office was established in 1917. In 1919, the first legislative act regarding the authority, duties and responsibilities of the office was adopted and signed into law. In 1953, the State Fire Marshal's Office became a division of the Alabama Department of Insurance. Title 36 Chapter 19 of the Code of Alabama, 1975 provides the authority and prescribes the duties of the office of the State Fire Marshal and his deputies. The Fire Marshal, Assistant and Deputies are state police officers and carry general police powers statewide.

The Alabama State Fire Marshal's office consists of State Fire Marshal Edward Paulk, Assistant State Fire Marshal Scott Pilgreen, 21 Deputy State Fire Marshals, and 2 Insurance Fraud Investigators. The Deputy Marshals are located in field offices throughout the state and are responsible for investigations and inspections in their respective districts. The headquarters located in Montgomery is staffed by the State Fire Marshal, Assistant State Fire Marshal and four administrative support personnel.

The SFMO conducts inspections of buildings and properties to ensure the buildings are safe for occupancy for their intended use, and provides for adequate exits in the event of fire, disaster or other emergencies. The SFMO adopts and enforces various Building, Life Safety and Fire Prevention Codes. The State Fire Marshal is charged with the promulgation and enforcement of regulations pertaining to building construction and fire safety for the citizens of Alabama.

The State Fire Marshal's Office regulates and permits the fireworks industry, fire sprinkler industry, fire alarm industry, cigarette industry and blasting industry.

The SFMO investigates fires, explosions and any related crimes. Assistance is provided to fire departments and other law enforcement agencies in the prevention of arson and explosions, and provides support to the courts for prosecution of cases made by its personnel. The office provides training for the public, courts, fire and law enforcement departments in fire prevention, fire investigation, detection of arson, and education for the interpretation of fire and building codes and life safety regulations.

The Insurance Fraud Unit was assigned to the State Fire Marshal's Office by Commissioner Jim Riddling in 2013. The Unit was started with two Insurance Fraud Investigators in October 2013. The year 2014 will be the first full year for reporting the crime of Insurance Fraud.

Our Mission . . .

The mission of the Alabama State Fire Marshal's Office is to provide inspection services, to conduct investigations of fires and explosions, to prevent the commission of arson and related crimes, to protect lives and property from fires and explosions and to provide visitors and citizens of the state a safe environment in which to live, work and play.





State Fire Marshal Edward Paulk



Assistant State Fire Marshal Scott Pilgreen



Steve Holmes, Public Information Officer



Left to Right: Debra Lewis, Vicki Parker, Alesha Womble, Cheryl White

Alabama Fire Incident Reporting System (AFIRS)

The Federal Fire Prevention and Control Act of 1974 authorizes the National Fire Data Center in the United States Fire Administration (USFA), an entity of the Federal Emergency Management Agency, to gather and analyze information on the magnitude of the Nation's fire problem, as well as its detailed characteristics and trends. The Act further authorizes the USFA to develop uniform data reporting methods, and to encourage and assist state agencies in developing and reporting data. In order to carry out the intention of this Act, the National Fire Data Center has established the National Fire Incident Reporting System (NFIRS).

The State of Alabama, recognizing the importance and benefits of reliable statistical data, is encouraging fire departments to submit data to AFIRS. AFIRS is Alabama's segment of the National Fire Incident Reporting System. Currently, four hundred fifty-five (455) fire departments out of the 1,041 departments have activated the electronic reporting account to the system. Three hundred fifty nine (359) departments have actually submitted data to the system in 2013. Alabama is one-third of the way towards having timely, factual data on which many decisions can be made. In support of AFIRS, the State Fire Marshal's Office administers the creation of the reporting accounts for departments, provides software for the electronic reporting and provides support services. Forty one (41) training sessions with fire departments or county fire associations have been conducted around the state, which provided information and assistance to all interested departments in the area. Assistance is provided to any department who asks for help. Assistance is first attempted over the telephone; however, for more difficult problems, site visits are not uncommon. The software necessary for reporting is supplied to fire departments in the following ways; by CD which is computer generated in the Fire Marshal's Office, also FEMA now provides a web link for the Data Entry Tool. Many departments now have high-speed internet connections and can download the software and updates to the software; in addition, these resources and capabilities help to reduce the number of CD's provided by this office.

K-9 Accelerant Detection Handlers

During the late 1980s and early 1990s the State Fire Marshal's Office began training Deputy State Fire Marshals to be K-9 accelerant detection handlers. Presently, there is one (1) K-9 team located throughout the state. This team responds as needed to assist our division and other police departments and fire departments in locating trace amounts of hydrocarbon residue at fire scenes. The team also provides another service to the citizens of the State of Alabama by conducting demonstrations of controlled searches at schools and civic groups. This is done throughout the year to assist with Fire Prevention Awareness. This team is a very valuable asset to this division and to the Department of Insurance.



Deputy State Fire Marshal Ray Cumby and K-9 Andy

Home Fire Prevention Tips



Fires can be prevented from starting if you take some simple precautions. Here are some important safety measures to remember . . .

To Prevent Chimney Fires:

- ✦ Have your chimney cleaned annually, preferably prior to its use in the fall and winter months.
- ✦ Sturdy screen to stop sparks from flying into room.
- ✦ Have a three foot “Kid Free Zone” around open flames and space heaters

To Prevent Kitchen Fires:

- ✦ Stay in the room when cooking on the stove. If you need to leave the kitchen while cooking, turn off all stove burners before leaving the room.
- ✦ When cooking in a microwave, use only those utensils and items approved for use in a microwave.
- ✦ Do not use the oven to provide heat for your home.

To Prevent Laundry Room Fires:

- ✦ If you have a dryer or washing machine that trips an electrical breaker frequently, an underlying wiring problem could be the cause. Have the wiring checked by a properly licensed electrician.
- ✦ Clean all dryer/lint filters as needed; vacuum around dryers to eliminate accumulation of lint.

To Prevent Living Room Fires:

- ✦ Beware of plugging multiple electrical appliances into one surge protector and **NEVER** overload electrical outlets.
- ✦ Keep space heaters and halogen lamps away from flammable and combustible materials.
- ✦ Never leave a lit candle unattended.
- ✦ Remember that extension cords are for temporary use only and are not meant to replace permanent wiring, **NEVER** cover an extension cord with carpet, rugs or other material.


To Prevent Bedroom Fires:

- ✦ **DO NOT** smoke in bed.
- ✦ Keep all matches and lighters out of the hands of children.
- ✦ Keep combustible material away from space heaters.

Remember, fire safety begins at home and fire prevention begins with a plan. Practice fire escape drills at home and have a meeting place outside away from the home in the event of an evacuation.

Remember to have properly functioning smoke alarms throughout your home. Check your smoke alarms monthly and change the batteries at least twice annually.

Home Heating Safety Tips



Heating fires can be prevented from starting if you take some simple precautions. Here are some important safety measures to remember . . .

- ✦ Keep anything that can burn at least three-feet away from heating equipment, like the furnace, fireplace, wood stove, or portable heaters.
- ✦ Have a three-foot “kid-free zone” around open fires and space heaters.
- ✦ Never use your oven to heat your home.
- ✦ Have a qualified professional install stationary space heating equipment, water heaters or central heating equipment according to the local codes and manufacturer’s instructions.
- ✦ Remember to turn portable heaters off when leaving the room or going to bed.
- ✦ Always use the right kind of fuel, specified by the manufacturer, for fuel burning space heaters.
- ✦ Keep space heaters away from flammable and combustible materials.

Remember to have properly functioning smoke alarms throughout your home. Check your smoke alarms monthly and change the batteries at least twice annually.

FACT

Half of home heating fires are reported during the months of December, January and February.

IMPORTANT FIREWORKS SAFETY TIPS



Watch and enjoy fireworks from a safe distance.

Never attempt to alter or combine fireworks.

Never use fireworks indoors.

Never shoot fireworks towards people or buildings.

Never shoot fireworks from your hands or body parts.

Never shoot fireworks from or toward a motor vehicle.

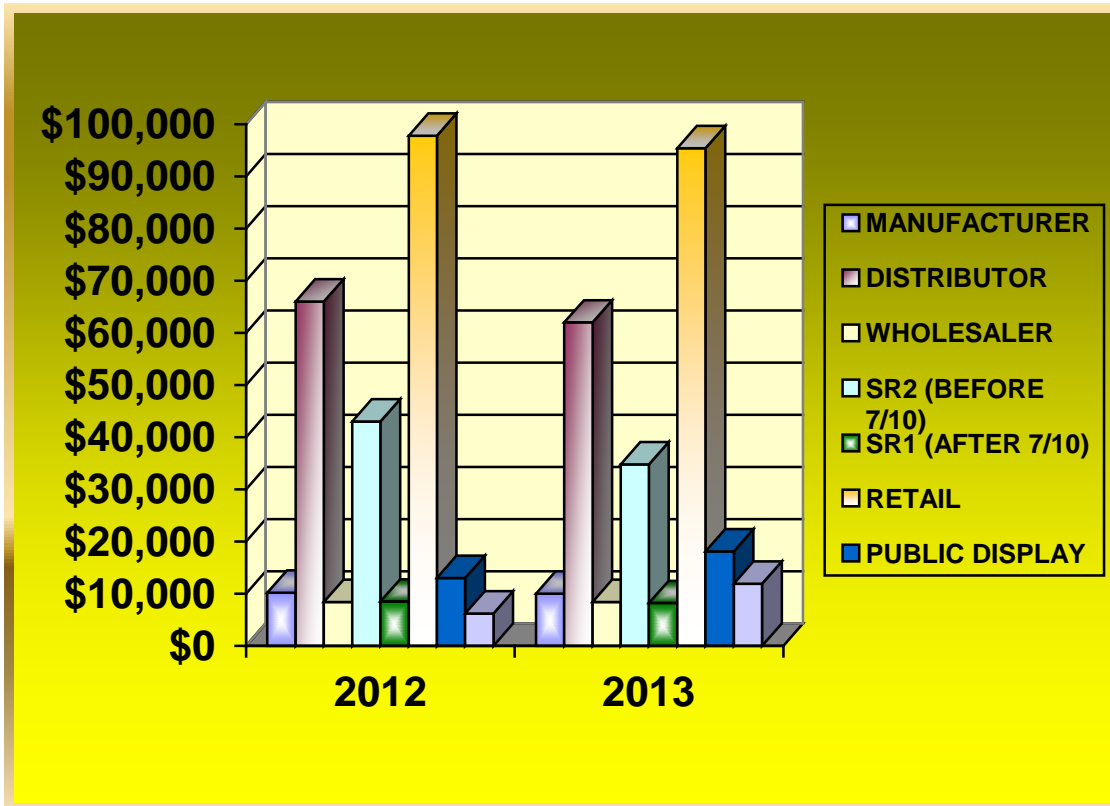
Never let children play with fireworks.

Always have a responsible adult present when shooting fireworks.

Always keep water and first aid nearby.

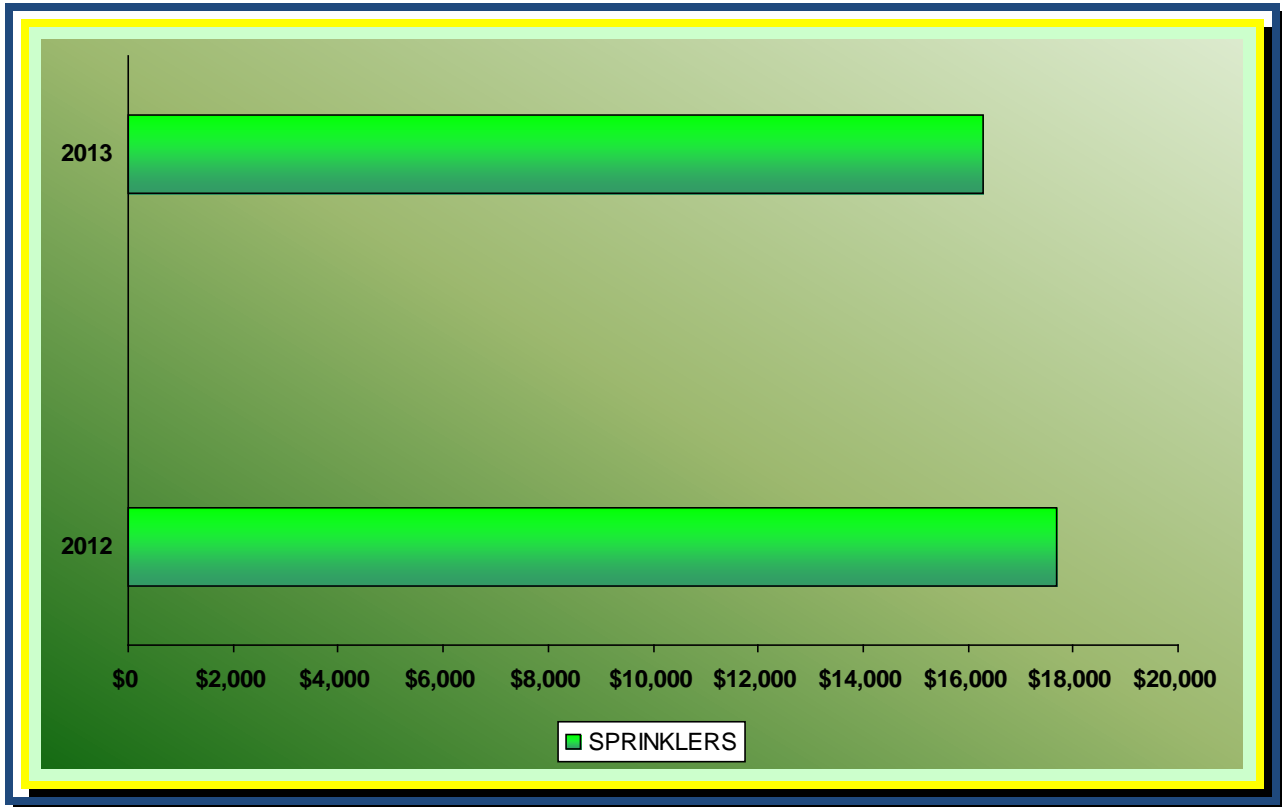
Always have at least 600 feet from any enclosed building.

FIREWORKS STATISTICS



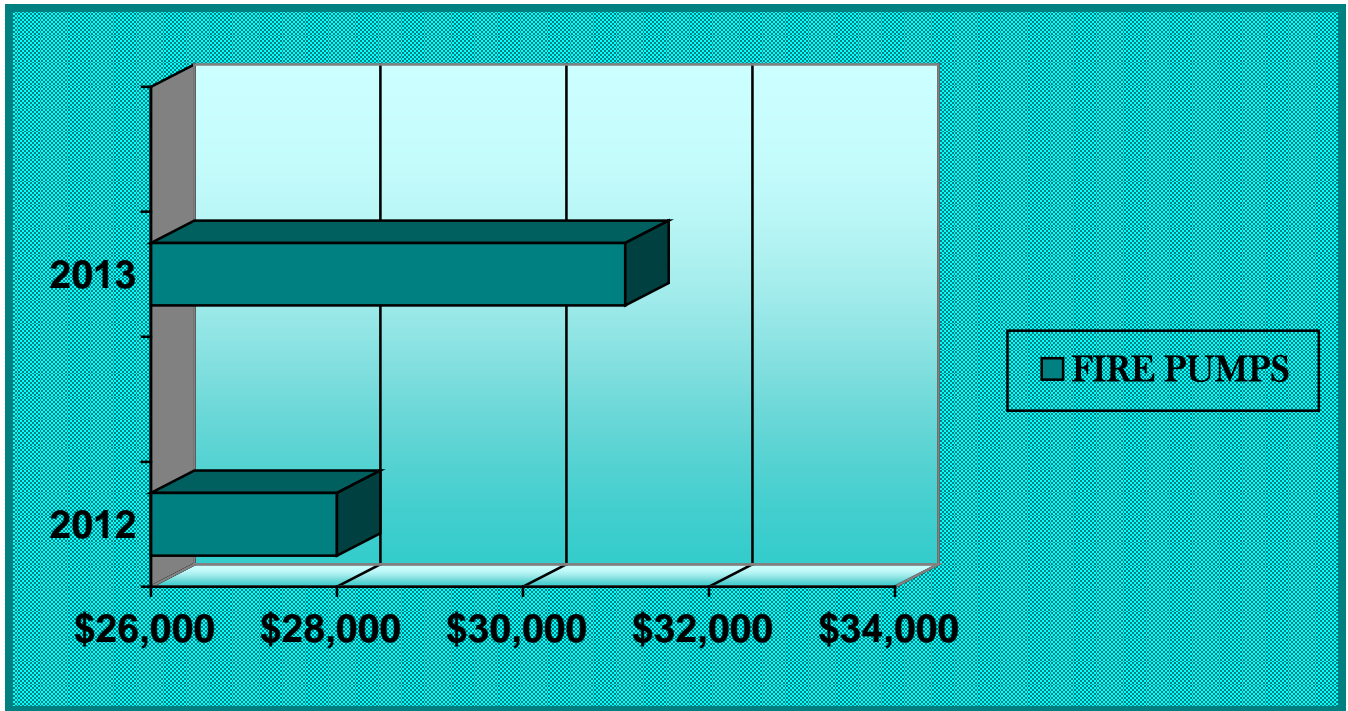
<u>MONIES COLLECTED FOR 2012</u>		<u>MONIES COLLECTED FOR 2013</u>	
DISTRIBUTOR	\$66,000.	DISTRIBUTOR	\$62,000.
MANUFACTURER	\$10,200.	MANUFACTURER	\$10,000.
WHOLESALER	\$ 8,400.	WHOLESALER	\$ 8,400.
SEASONAL RETAILER - SR2 BEFORE 7/10	\$43,000.	SEASONAL RETAILER - SR2 BEFORE 7/10	\$34,800.
SEASONAL RETAILER - SR1 AFTER 7/10	\$ 8,500.	SEASONAL RETAILER - SR1 AFTER 7/10	\$ 8,200.
RETAIL	\$97,800.	RETAIL	\$95,400.
PUBLIC DISPLAY	\$13,000.	PUBLIC DISPLAY	\$18,100.
CLOSE PROXIMITY	\$ 6,200.	CLOSE PROXIMITY	\$11,900.
TOTALS	\$253,100.	TOTALS	\$248,800.
PERMITS ISSUED	1,249	PERMITS ISSUED	1,207
INSPECTIONS CONDUCTED	932	INSPECTIONS CONDUCTED	877

SPRINKLER STATISTICS



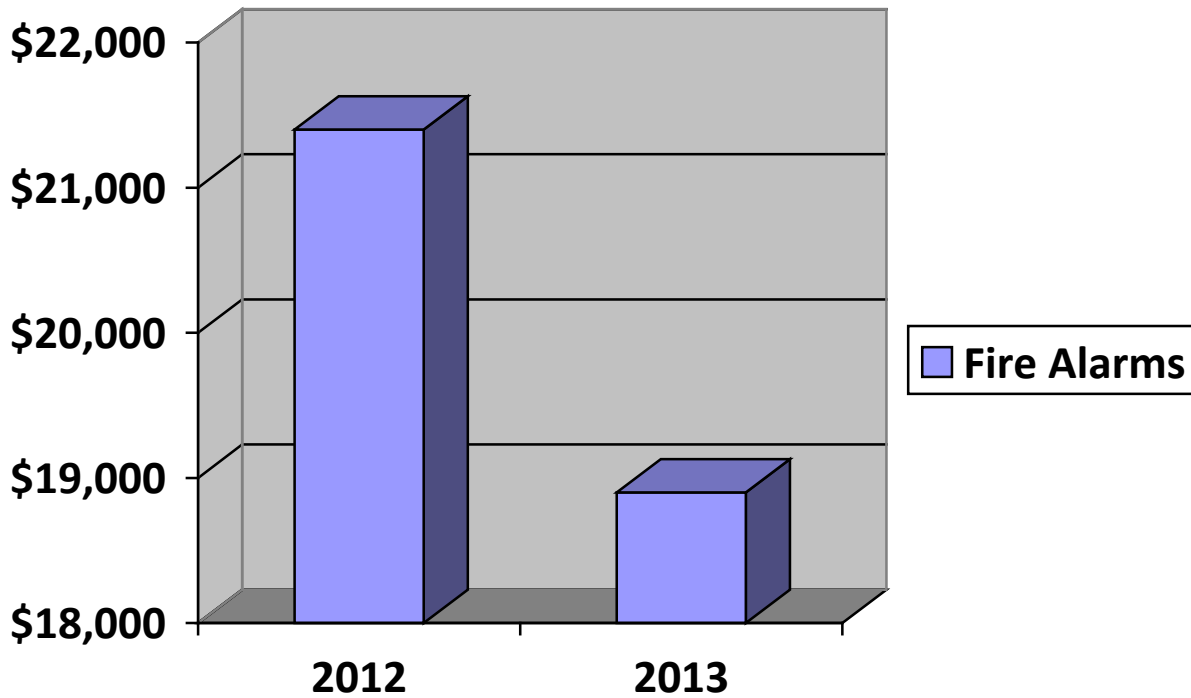
MONIES COLLECTED FOR 2012		MONIES COLLECTED FOR 2013	
SPRINKLER CONTRACTORS	\$17,700.	SPRINKLER CONTRACTORS	\$16,300.
PERMITS ISSUED	177	PERMITS ISSUED	163

FIRE PUMP STATISTICS



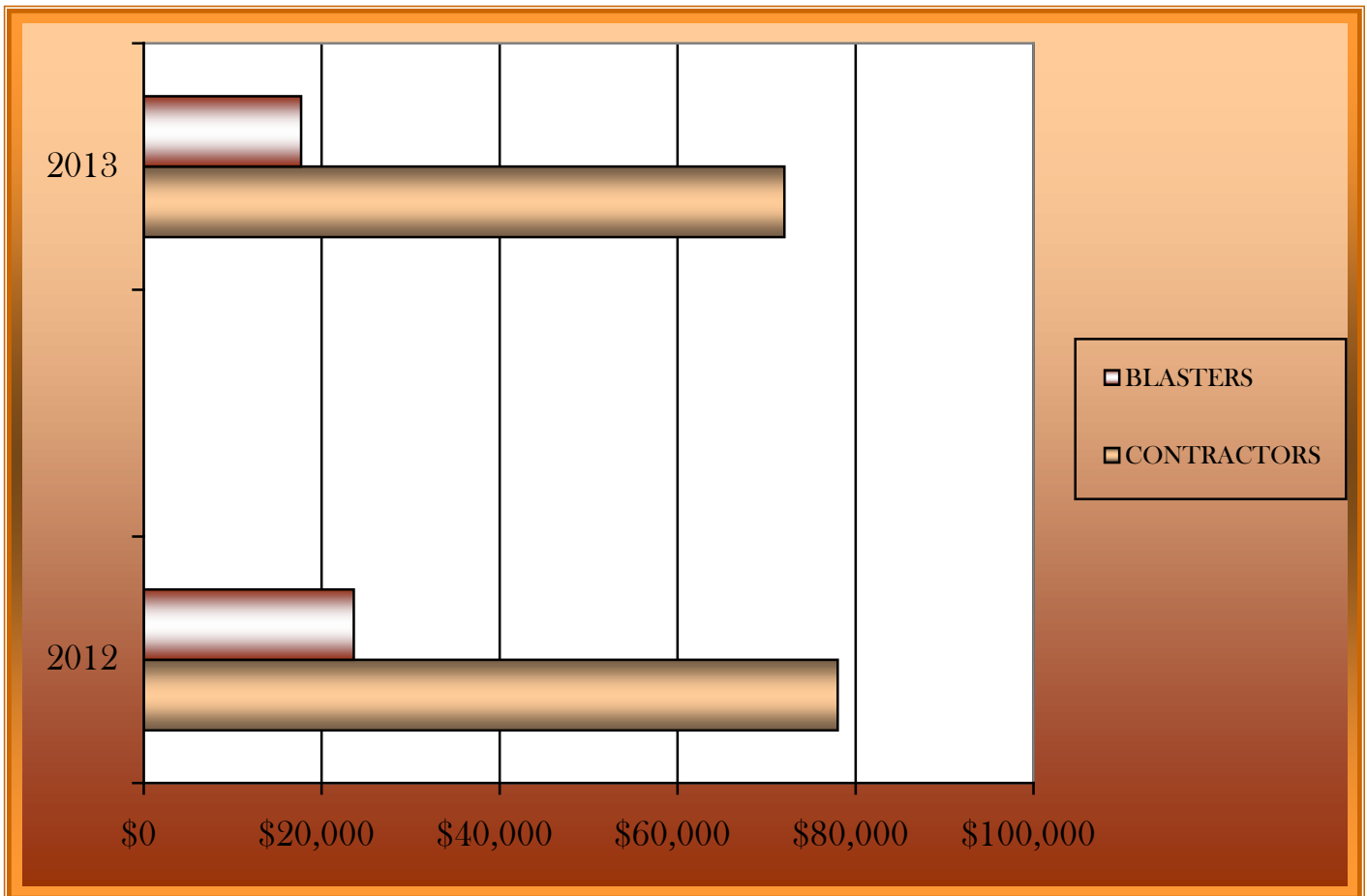
MONIES COLLECTED FOR 2012		MONIES COLLECTED FOR 2013	
FIRE PUMPS	\$28,000.	FIRE PUMPS	\$31,100.
PERMITS ISSUED	280	PERMITS ISSUED	311

FIRE ALARM CONTRACTORS



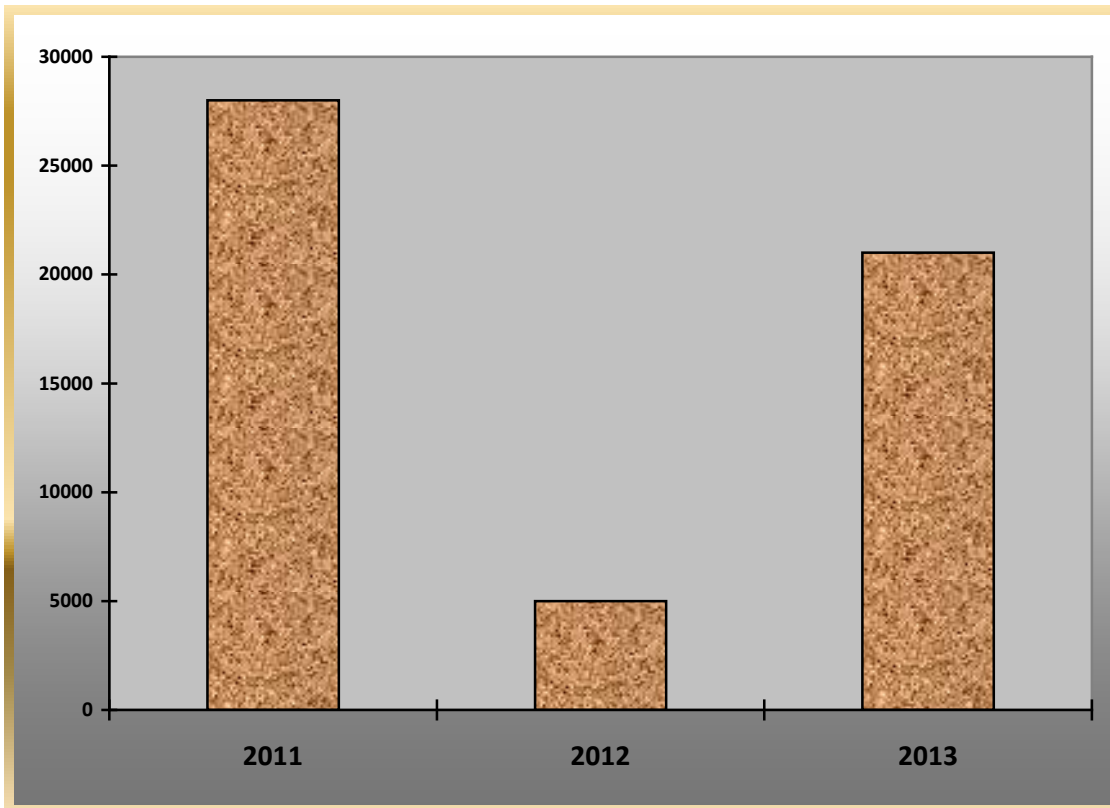
MONIES COLLECTED FOR 2012		MONIES COLLECTED FOR 2013	
FIRE ALARMS	\$21,400.	FIRE ALARMS	\$18,900.
PERMITS ISSUED	214	PERMITS ISSUED	189

CONTRACTORS & BLASTERS STATISTICS



<u>MONIES COLLECTED FOR 2012</u>		<u>MONIES COLLECTED FOR 2013</u>	
CONTRACTORS	\$ 78,000	CONTRACTORS	\$72,000
BLASTERS	\$23,600	BLASTERS	\$17,700
TOTALS	\$101,600	TOTALS	\$ 89,700
TOTAL PERMITS ISSUED	275	TOTAL PERMITS ISSUED	213

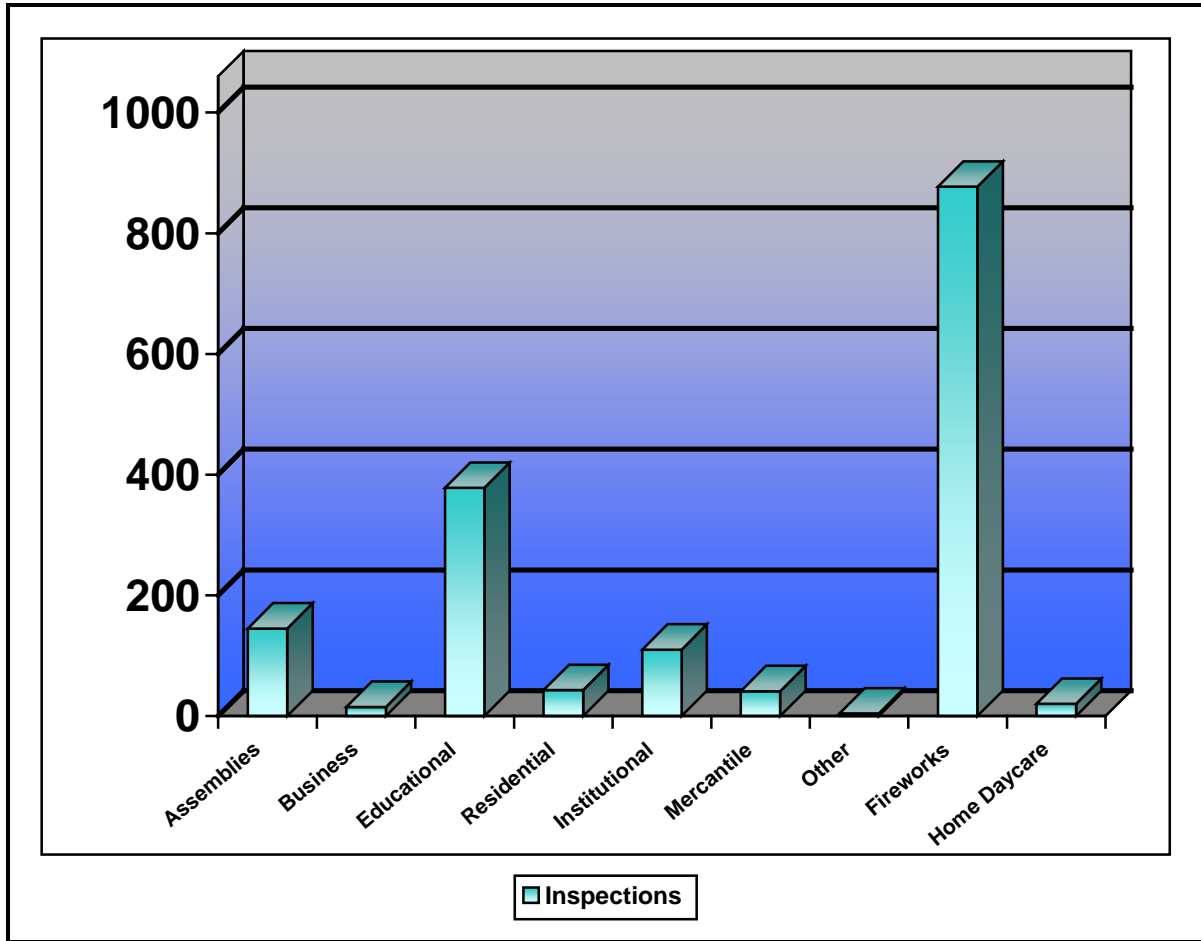
CIGARETTE IGNITION PROPENSITY STATISTICS



<u>2011</u>		<u>2012</u>		<u>2013</u>	
FEES COLLECTED	\$28,000.	FEES COLLECTED	\$ 5,000.	FEES COLLECTED	\$ 21,000.
PERMITS ISSUED	28	PERMITS ISSUED	5	PERMITS ISSUED	21

- **This is a three (3) year license.**

Inspections



CLASSIFICATION	INSPECTIONS
Assembly	145
Business	15
Educational	378
Residential	43
Institutional	110
Mercantile	41
Other	4
Fireworks	877
Home Daycare	20
TOTAL	1,633

Inspections by County

AUTAUGA	4	JACKSON	16
BALDWIN	29	JEFFERSON	31
BARBOUR	7	LAMAR	4
BIBB	10	LAUDERDALE	27
BLOUNT	13	LAWRENCE	6
BULLOCK	4	LEE	6
BUTLER	14	LIMESTONE	25
CALHOUN	44	LOWNDES	2
CHAMBERS	23	MACON	7
CHEROKEE	5	MADISON	11
CHILTON	3	MARENGO	0
CHOCTAW	10	MARION	8
CLARKE	10	MARSHALL	19
CLAY	4	MOBILE	26
CLEBURNE	2	MONROE	3
COFFEE	9	MONTGOMERY	6
COLBERT	11	MORGAN	42
CONECUH	10	PERRY	12
COOSA	13	PICKENS	3
COVINGTON	27	PIKE	10
CRENSHAW	7	RANDOLPH	4
CULLMAN	27	RUSSELL	9
DALE	33	SHELBY	10
DALLAS	6	ST. CLAIR	9
DEKALB	10	SUMTER	12
ELMORE	3	TALLADEGA	11
ESCAMBIA	6	TALLAPOOSA	11
ETOWAH	3	TUSCALOOSA	11
FAYETTE	2	WALKER	8
FRANKLIN	3	WASHINGTON	6
GENEVA	17	WILCOX	3
GREENE	4	WINSTON	5
HALE	5		
HENRY	7		
HOUSTON	8	TOTAL	756

Fireworks Inspections by County

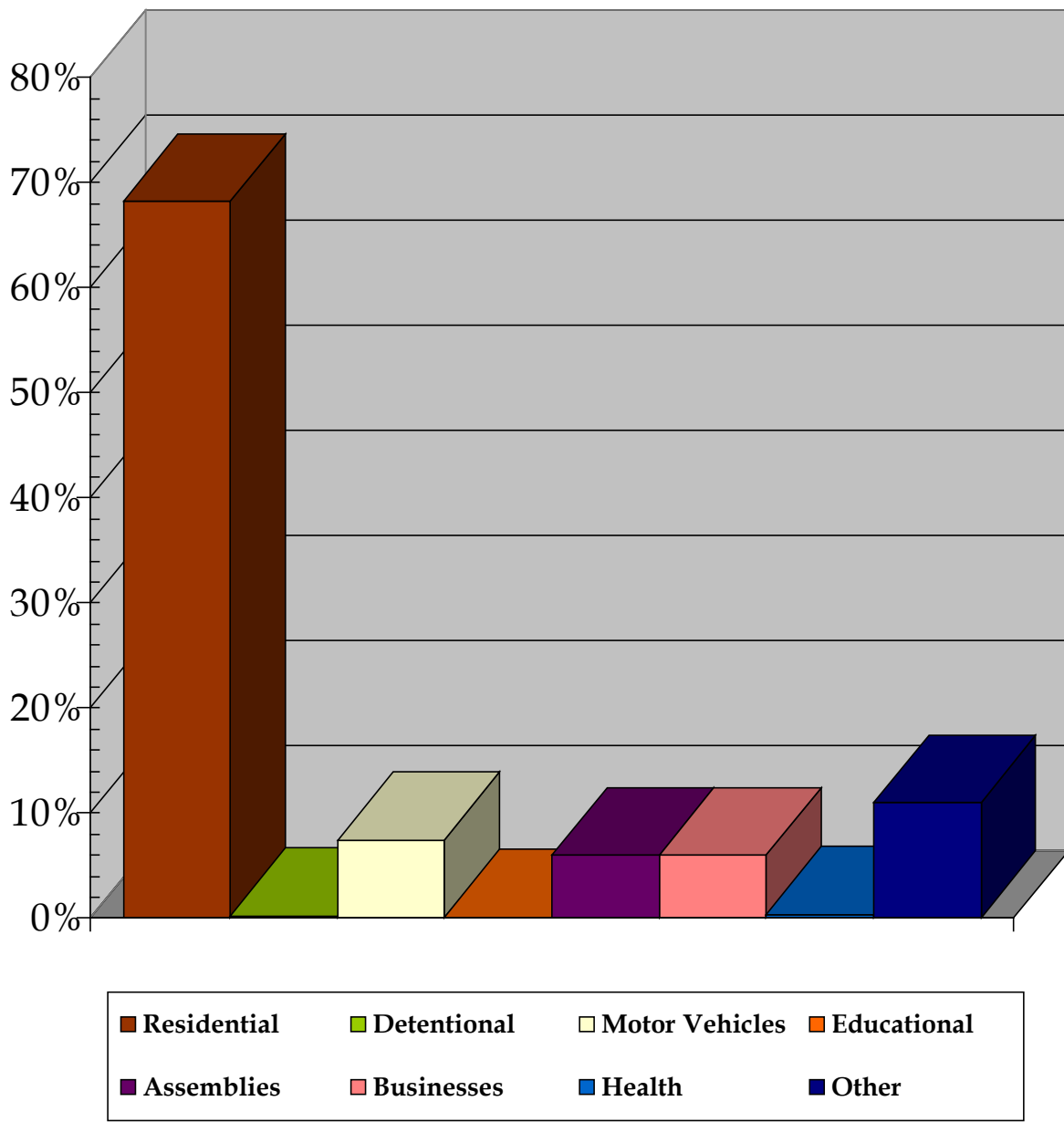
AUTAUGA	6	JACKSON	9
BALDWIN	27	JEFFERSON	87
BARBOUR	5	LAMAR	1
BIBB	3	LAUDERDALE	21
BLOUNT	13	LAWRENCE	8
BULLOCK	1	LEE	35
BUTLER	5	LIMESTONE	12
CALHOUN	16	LOWNDES	-
CHAMBERS	7	MACON	-
CHEROKEE	14	MADISON	80
CHILTON	15	MARENGO	10
CHOCTAW	5	MARION	9
CLARKE	4	MARSHALL	12
CLAY	3	MOBILE	66
CLEBURNE	8	MONROE	6
COFFEE	4	MONTGOMERY	7
COLBERT	12	MORGAN	14
CONECUH	1	PERRY	1
COOSA	-	PICKENS	4
COVINGTON	13	PIKE	6
CRENSHAW	2	RANDOLPH	9
CULLMAN	29	RUSSELL	5
DALE	9	SHELBY	26
DALLAS	7	ST. CLAIR	21
DEKALB	19	SUMTER	-
ELMORE	23	TALLADEGA	19
ESCAMBIA	6	TALLAPOOSA	10
ETOWAH	18	TUSCALOOSA	41
FAYETTE	2	WALKER	19
FRANKLIN	8	WASHINGTON	4
GENEVA	9	WILCOX	2
GREENE	1	WINSTON	8
HALE	4		
HENRY	4		
HOUSTON	22	TOTAL	877

Classifications of Property Involved A Closer Look . .

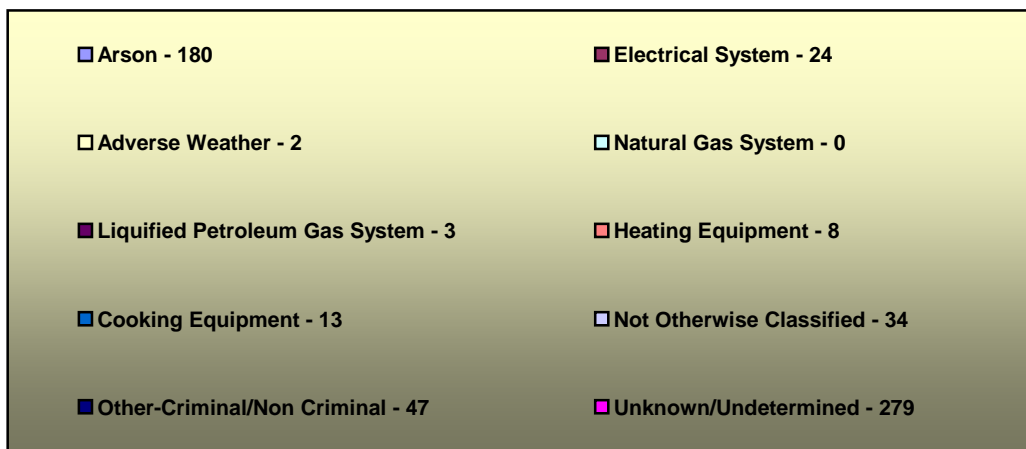
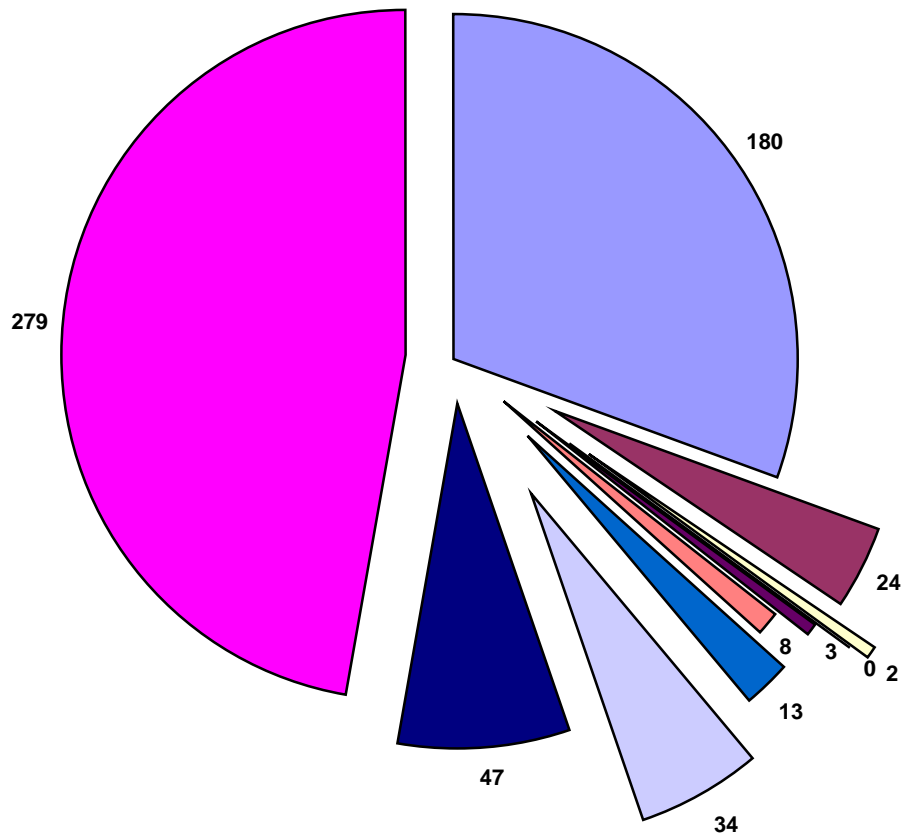
RESIDENTIAL:	68.2%
DWELLINGS	260
MOBILE HOMES	126
APARTMENTS, DORMITORIES	18
HUNTING CLUBS/LODGES	-
HOTELS/MOTELS	1
DETENTIONAL:	.2%
JAILS, etc.	1
MOTOR VEHICLES:	7.4%
AUTOMOBILES, TRUCKS, etc.	40
MOTOR HOMES/CAMPER TRAILERS	-
WATERCRAFT	1
FARM EQUIPMENT/ TRACTORS, HEAVY EQUIPMENT, etc.	1
EDUCATIONAL FACILITIES:	1%
SCHOOLS, UNIVERSITIES	6
ASSEMBLIES:	6%
ASSEMBLIES/CHURCHES	34
RESTAURANTS	-
BUSINESSES:	6%
INDUSTRIAL, COMMERCIAL, MERCANTILE	34
HEALTHCARE:	.4%
DOCTOR OFFICES, HOSPITALS	2
OTHER:	11%
	66
TOTAL	590

Investigations

Classifications of Property Involved



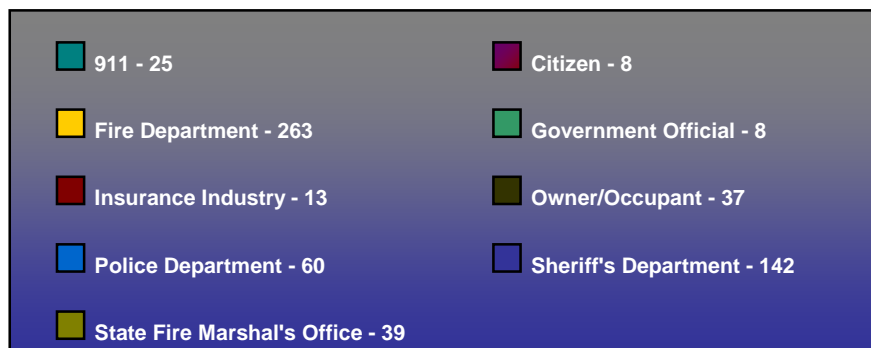
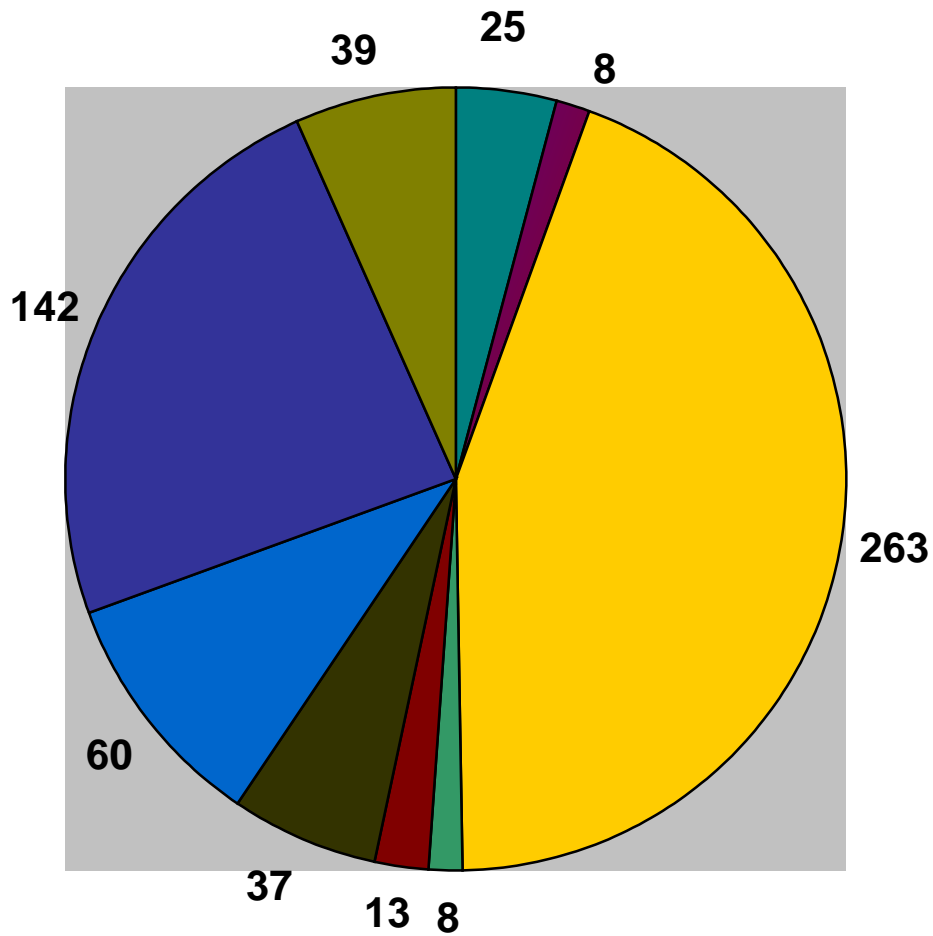
Classifications of Investigations



Investigations by County

AUTAUGA	2	JACKSON	24
BALDWIN	16	JEFFERSON	36
BARBOUR	12	LAMAR	4
BIBB	2	LAUDERDALE	34
BLOUNT	15	LAWRENCE	13
BULLOCK	5	LEE	5
BUTLER	5	LIMESTONE	16
CALHOUN	6	LOWNDES	7
CHAMBERS	5	MACON	7
CHEROKEE	5	MADISON	4
CHILTON	1	MARENGO	3
CHOCTAW	2	MARION	12
CLARKE	7	MARSHALL	7
CLAY	1	MOBILE	23
CLEBURNE	3	MONROE	8
COFFEE	6	MONTGOMERY	3
COLBERT	15	MORGAN	17
CONECUH	5	PERRY	1
COOSA	-	PICKENS	1
COVINGTON	7	PIKE	8
CRENSHAW	2	RANDOLPH	8
CULLMAN	7	RUSSELL	3
DALE	4	SHELBY	11
DALLAS	7	ST. CLAIR	13
DEKALB	5	SUMTER	1
ELMORE	25	TALLADEGA	22
ESCAMBIA	16	TALLAPOOSA	5
ETOWAH	5	TUSCALOOSA	5
FAYETTE	3	WALKER	47
FRANKLIN	8	WASHINGTON	2
GENEVA	8	WILCOX	-
GREENE	-	WINSTON	13
HALE	8		
HENRY	3		
HOUSTON	6	TOTAL	590

Investigation Requestors





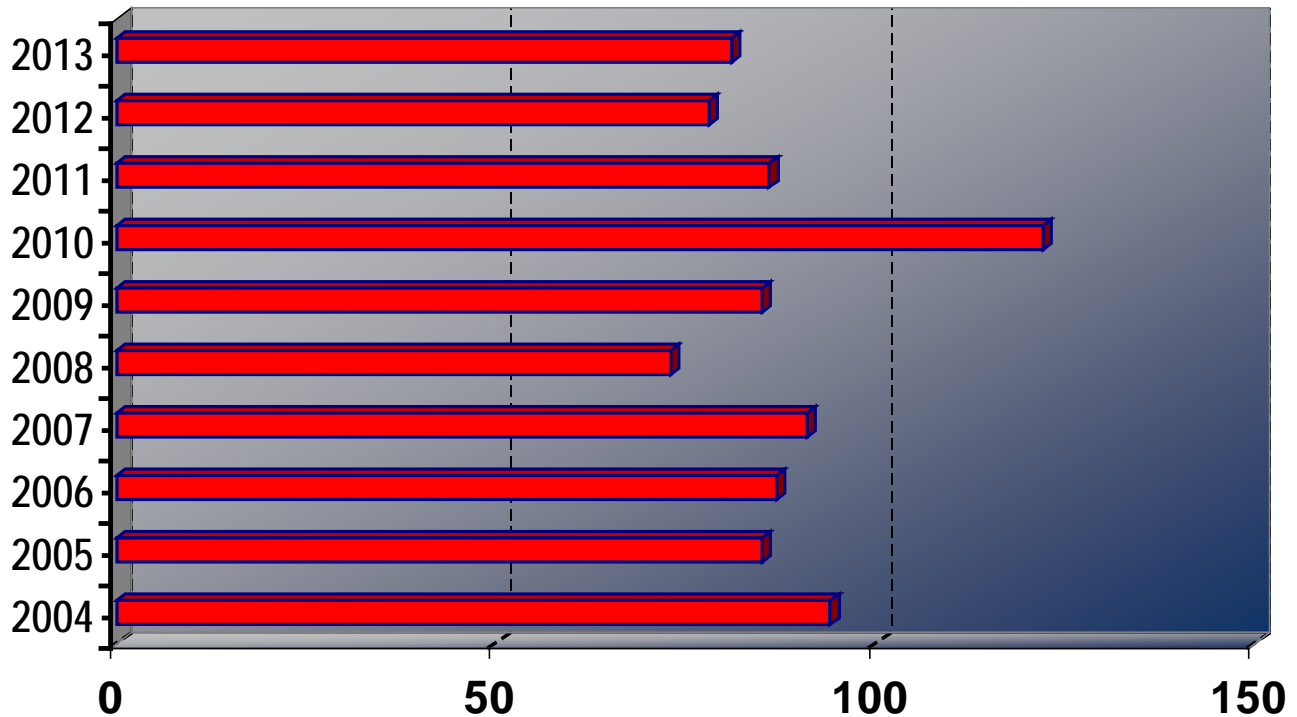
2013 Arrests / Charges



Arson 1 st	10
Arson 2 nd	17
Arson 3 rd	1
Buying Pseudo to Manufacture Methamphetamine	1
Purchasing Pseudo to Manufacture Methamphetamine	1
Allowing Fire to Escape	1
Burglary 3 rd	6
Capital Murder	5
Carrying Concealed Weapon	1
Criminal Mischief 1 st	3
Criminal Mischief 3 rd	5
Criminal Possession of Explosive Device	2
Criminal Trespass 3 rd	1
Disorderly Conduct	1
Domestic Violence	1
Driving Under the Influence	3
Failure to Appear (FTA) Alias Warrant	2
Failure to Comply Section 36-19-27	18
Forgery 3 rd	1
Hindering Prosecution	1
Insurance Fraud 1 st	1
Kidnapping 1 st	1
Larceny (Felony) Florida Warrant	1

Manufacturing Methamphetamine	1
Negotiating Worthless Negotiable Instrument	1
Possession of a Firearm	1
Possession of Explosive Device	5
Possession or Receipt of a Controlled Substance	2
Public Intoxication	1
Receiving Stolen Property 3 rd	1
Resisting Arrest	1
Sexual Abuse	1
Theft of Property 1 st	4
Theft of Property 2 nd	4
Theft of Property 3 rd	4
Unlawful Possession of Marijuana 2 nd	2
Unlawful Possession or Receipt of a Controlled Substance	11
Use or Possession of Drug Paraphernalia	7
Writ of Arrest	1
TOTAL	131


Alabama Fire Fatality Record



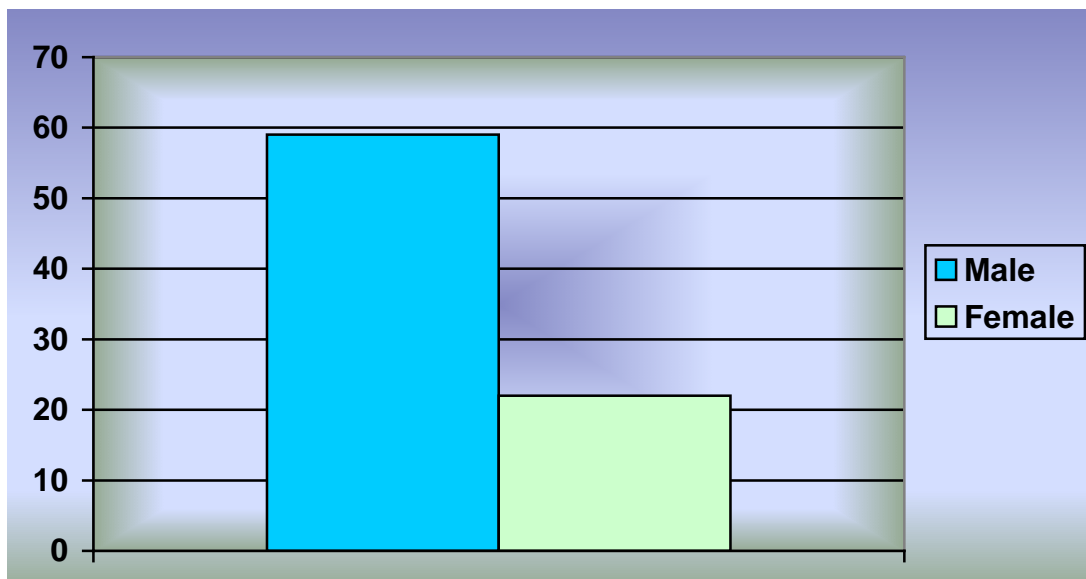
Alabama's fire death record for the past ten years is statistically graphed above. The exact numbers of annual fire-related fatalities are as follows:

2004 - 94
2005 - 85
2006 - 87
2007 - 91
2008 - 73
2009 - 85
2010 - 122
2011 - 86
2012 - 78
2013 - 81

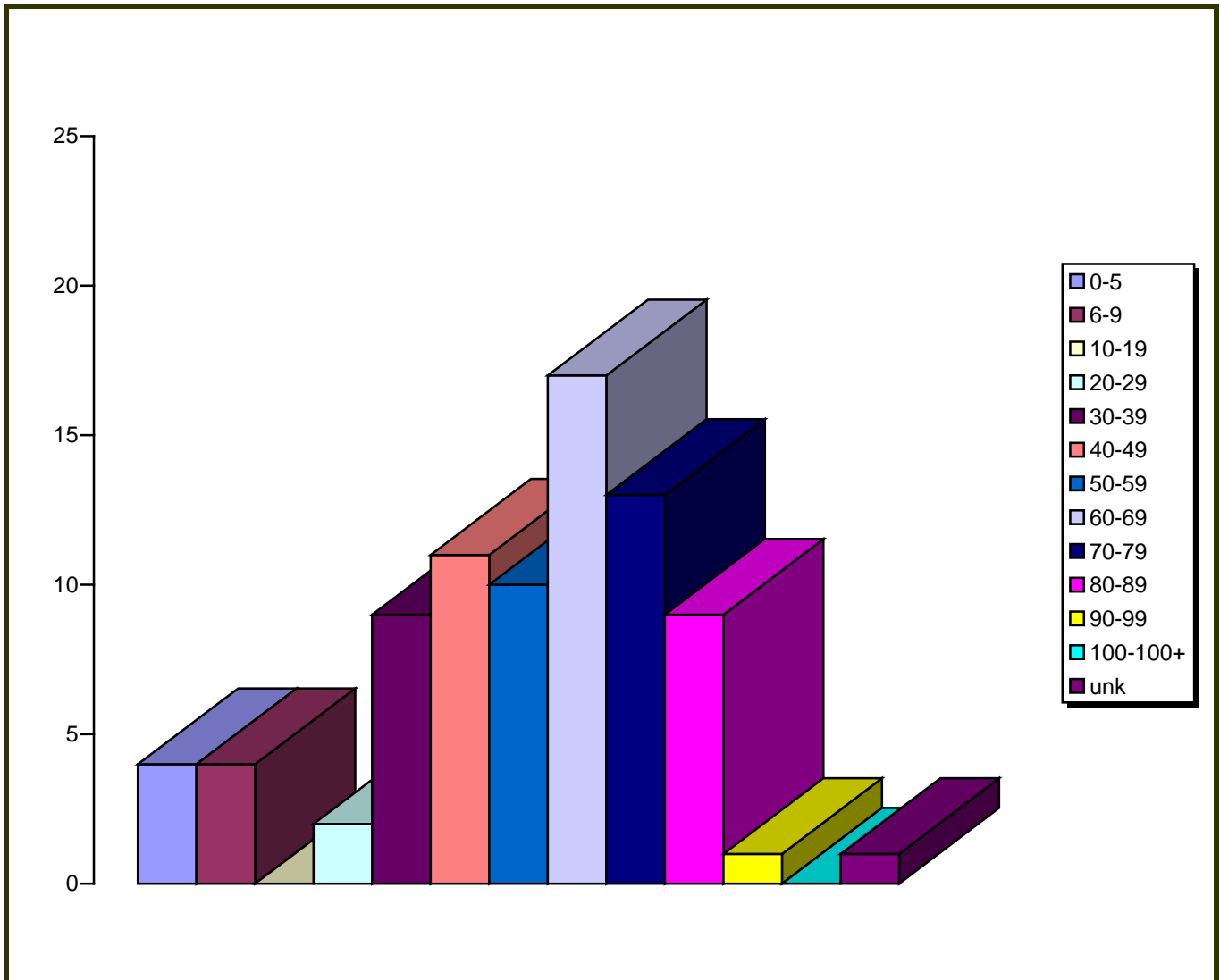
Fatalities by Race



Fatalities by Gender



Fatalities by Age



The fire-related fatalities are broken down into age groups in the graph above. The exact fatalities per age group are as follows:

Age	Number	Age	Number
0 – 5	4	60 – 69	17
6 – 9	4	70 – 79	13
10 – 19	-	80 – 89	9
20 – 29	2	90 – 99	1
30 – 39	9	100+	-
40 – 49	11	Unknown	1
50 – 59	10	Total	81

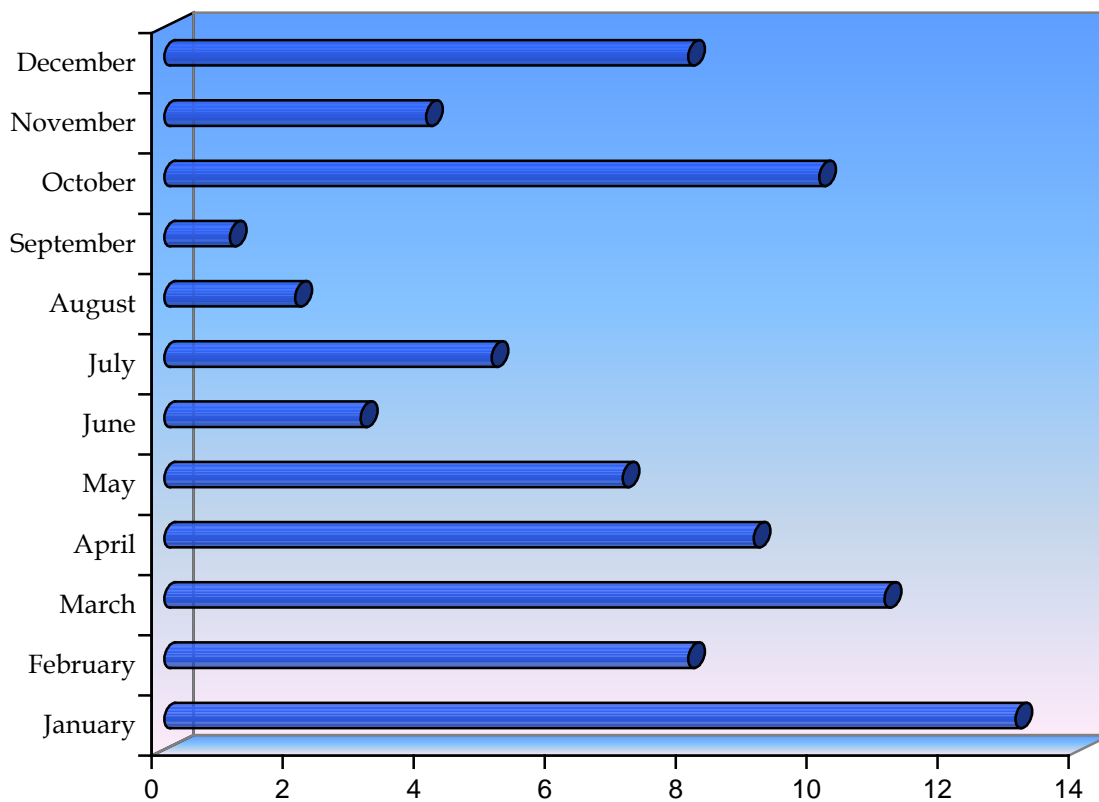
FIRE FATALITY CAUSES

ARSON BY FIRE	1
MURDER BY FIRE (inside building or vehicle)	4
ELECTRICAL SYSTEM-WIRING- PERMANENT-INTERIOR	1
ELECTRICAL SYSTEM-WIRING- TEMPORARY-INTERIOR	1
LIQUIFIED PETROLEUM GAS SYSTEM - PIPING/TUBING-TEMPORARY-INTERIOR	1
LIQUIFIED PETROLEUM GAS SYSTEM - EQUIPMENT/APPLIANCE-PERMANENT- INTERIOR	2
ELECTRIC-PORTABLE HEATERS	3
HEATING EQUIPMENT-PORTABLE LIQUID FUELED	1
HEATING EQUIPMENT-IMPROVISED ELECTRIC	1
ELECTRIC-STOVE/OVEN- LEFT UNATTENDED	7
NATURAL GAS-STOVE/OVEN-LEFT UNATTENDED	1
CHILD PLAYING WITH LIGHTER	1
EXPOSURE FIRE	2
UNATTENDED CANDLE/OTHER AUXILIARY LIGHTING	1
MISUSE OF SMOKING MATERIALS (including improperly discarded)	4
UNDETERMINED	44
UNDETERMINED-NOT SUSPICIOUS	2
UNDETERMINED-SUSPICIOUS	2
OTHER - NON CRIMINAL	2
TOTAL	81

Fatalities by County

AUTAUGA	-	JACKSON	1
BALDWIN	-	JEFFERSON	17
BARBOUR	3	LAMAR	-
BIBB	-	LAUDERDALE	3
BLOUNT	-	LAWRENCE	1
BULLOCK	-	LEE	-
BUTLER	-	LIMESTONE	1
CALHOUN	2	LOWNDES	-
CHAMBERS	-	MACON	1
CHEROKEE	1	MADISON	3
CHILTON	-	MARENGO	2
CHOCTAW	-	MARION	1
CLARKE	-	MARSHALL	1
CLAY	-	MOBILE	3
CLEBURNE	1	MONROE	-
COFFEE	-	MONTGOMERY	-
COLBERT	-	MORGAN	1
CONECUH	2	PERRY	-
COOSA	-	PICKENS	-
COVINGTON	1	PIKE	2
CRENSHAW	-	RANDOLPH	3
CULLMAN	-	RUSSELL	1
DALE	-	SHELBY	3
DALLAS	-	ST. CLAIR	3
DEKALB	1	SUMTER	1
ELMORE	2	TALLADEGA	-
ESCAMBIA	2	TALLAPOOSA	1
ETOWAH	1	TUSCALOOSA	-
FAYETTE	2	WALKER	-
FRANKLIN	-	WASHINGTON	1
GENEVA	-	WILCOX	-
GREENE	-	WINSTON	6
HALE	1		
HENRY	1		
HOUSTON	5	TOTAL	81

Fatalities by Month



The fire-related fatalities are broken down by months in the graph above.
The exact fatalities per month are as follows:

January	13	July	5
February	8	August	2
March	11	September	1
April	9	October	10
May	7	November	4
June	3	December	8

Total Fatalities – 81